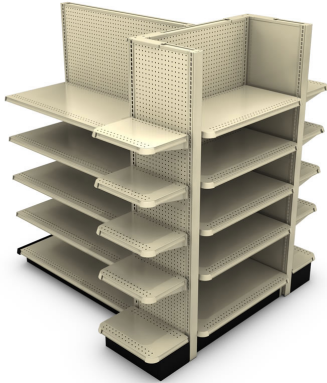


| You are in: [Lozier Products](#) > [Products](#) > [End Cap with End Display Wings](#)

End Cap with End Display Wings

Part Number:



Contoured End Display featuring Contoured End Display Wings

Product Details:

How to Order

This End Cap features a combination of Lozier Products.
See below for details.

Contoured End Display

Load Rating

- 600 lbs evenly distributed per deck (13" - 19" D)
- 800 lbs evenly distributed per deck (22 - 25" D)
- Same as Wall End Display except includes Contoured End Decks and Contoured Base End Trims.
- Contoured Shelves also available (ordered separately)
- Order Gap Filler to close off the bottom rear when unit is wider than the island width.
- Actual width of unit equals nominal width plus 2"
- Accepts Accessory Panels and connectors
- Stabilizers required and ordered separately for Non-Compliant height to depth Contoured End Displays (See Product Safety information for Height to Depth Chart)
- Contour decks and shelves with only one round corner available for two section displays.




Product Options and Numbers

COMPONENTS (ORDER SEPARATELY)	QTY.
A. Uprite	2
B. Base Bracket (Standard or Heavy Duty)	2
C. Contoured End Deck	1
D. Closed Base Front	1
E. Top Rail	1
F. Center Rail (2 per section 78H-120H)	1 or 2
G. Bottom Rail	1
H. Splicer Rail (Sections 78H-120H) Use 2 top rails for splicer on 2' and 30" wide sections.	1
I. Back Material (1 or 2 per side)	See Back Chart
J. Contoured Base End Trim (Pair)	1
K. Uprite End Trim	2

Contoured End Shelves

- Features rounded corners
- 1.235" Tag Molding formed on three sides
- Will not accommodate Wire Fronts
- Evenly distributed load of 300 lbs per Shelf
- Available in Standard (rounded corners both sides) or LH and RH (rounded corner one side only)



Product Options and Numbers

Example Part #: **CE 3 22 N PLT**

CED: Contour End Shelf

Round Corner: L (Left hand), R (Right hand) **Blank** (Both)

Width: 2', 30", **3'**, 4'

Depth: 10", 13", 15", 16", 17", 19", **22"**

No Molding: **N**


Standard Finish: **PLT** Optional Catalog Colors

Suffix Key

N	- No Molding
PLT	- Platinum

Contoured End Deck

- Features rounded corners
- 1.235" Tag Molding formed on three sides
- Will not accommodate Wire Fronts
- Evenly distributed load of 600 lbs per Deck
- Available in Standard (rounded corners both sides) or LH and RH (rounded corner one side only)



Product Options and Numbers

Example Part #: **CED 4 19 N PLT**

CED: Contour End Deck

Round Corner: L (Left hand), R (Right hand) **Blank**(Both)

Width: 2', 30", 3', **4'**

Depth: 13", 16", **19"**, 22", 25"

No Molding: **N**

Standard Finish: **PLT** Optional Catalog Colors

Suffix Key	
N	- No Molding
PLT	- Platinum

Stabilizer for WED or CED Wings

Contact your Sales Rep for ordering Information

Product Options and Numbers

Part #: **HMA883**

