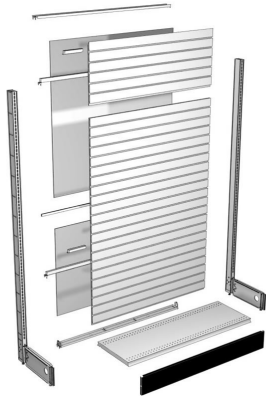


| You are in: [Lozier Products](#) > [Products](#) > [Back Rails \(Slotwall with Hardboard Backs\)](#)

# Back Rails (Slotwall with Hardboard Backs)

Part Number: R



## Product Details:

- Slotwall with Hardboard Island and Wall Sections require at least one Top, Slotwall Center, Hardboard Back Support Clip, and Heavy Duty Bottom Rail
- 36" - 66"H Uprite requires: one Center Rail and one Support Clip
- 72" - 144"H Uprite requires: two Center Rails, two Support Clips and one Half Splicer
- On Extension Uprites, use one Slotwall Center Rail on 12" - 60"H Uprites and two on 66" - 72"H Uprites
- Electrical knockouts included on Top Rails
- For 2' and 30" sections, use Standard Duty Bottom Rail (Heavy Duty Bottom Rail unavailable)


## How to Order

---

## Top Rail

---

- All Island and Wall Sections require one Top, Center and Bottom Rail
- 2' and 30" sections use two Top Rails to make a Splicer Rail
- Electrical knockouts included on all Rails



## Product Options and Numbers

Example Part #: **R 4 T PLT**

**Rails:**R

**Width:** 2', 30", 3', 4'

**Top Rail:** T


**Standard Finish:** **PLT**,Optional Catalog Colors

### Suffix Key

**PLT** - Platinum Color

## Half Splicer Rail

- 72" - 144"H Uprite requires: two Center Rails, two Support Clips and one Half Splicer
- Half Splicer Rails are used on wall or island sections taller than 66" when slotwall is on one side and hardboard is on the other. Half splicers join hardboard backs that are spliced at different height than the slotwall. Hardboard back clips are also used in this application.



## Product Options and Numbers

Example Part #: **R 4 HS PLT**

**Rails:**R

**Width:** 2', 30", 3', 4'

**Half Splicer Rail:** **HS**

**Standard Finish:** **PLT**,Optional Catalog Colors

### Suffix Key

PLT

- Platinum Color

## Slotwall Center Rail

---

- Slotwall Island and Wall Sections require at least one Top, Slotwall Center, and Heavy Duty Bottom Rail
- Order one Slotwall Center Rail for 36" - 66"H Uprites
- Order two Slotwall Center Rails for 72" - 144"H Uprites
- Use one Slotwall Center Rail on 12" - 48"H Extension Uprites



## Product Options and Numbers

Example Part #: **R 4 SC PLT**

**Rails:**R

**Width:** 2', 30", 3', 4'

**Slotwall Center Rail:** **SC**

**Standard Finish:** **PLT**

### Suffix Key


PLT

- Platinum Color

## Bottom Rail

---

- All Island and Wall Sections require one Top, Center and Bottom Rail
- Electrical knockouts included on all Rails
- Also used for 2' and 30" Slotwall Backs



## Product Options and Numbers

Example Part #: **R 4 B PLT**

**Rails:**R

**Width:** 2', 30", 3', 4'

**Bottom Rail:** B

**Standard Finish:** PLT,Optional Catalog Colors


#### Suffix Key

PLT - Platinum Color

## Heavy Duty Bottom Rail

---

- Slotwall Island and Wall Sections require at least one Top, Slotwall Center, and Heavy Duty Bottom Rail
- For use with 3' and 4' Slotwall Backs only
- For 2' and 30" Slotwall Backs use Bottom Rail



## Product Options and Numbers

Example Part #: R 4 HDB PLT

**Rails:**R

**Width:** 3', 4'

**Heavy Duty Bottom Rail:** HDB

**Standard Finish:** PLT,Optional Catalog Colors

#### Suffix Key

PLT - Platinum Color