


| You are in: [Lozier Products](#) > [Products](#) > [Flex Rx Storage System Sections](#)

Flex Rx Storage System Sections

Part Number: **FRX**



Create Wall or Island Sections with Flex Rx Uprites, Stretchers, and Wall Mount Clips.

Product Details:


COMPONENTS (ORDER SEPARATELY)

- Uprites
- 2 Stretchers
- Wall Mount Clips (Wall Section only)

How to Order

Flex Rx Storage System Uprite

- Order T-Uprites for island sections and L-Uprites for wall sections
- 1" x 2" tubing
- T-Uprite leg depth: 15"
- L-Uprite leg depth: 8 1/2"
- Slotted on 1" centers
- Leveling legs included
- Accepts only Flex Rx brackets
- If floor anchors are needed, use Uprite Anchor Plate (DC1241) or Base Bracket Anchor Plate (DC1242)



Product Options and Numbers

Example Part #: **FRX LU 84 09 WHT**

Flex Rx System: **FRX**

Uprite style: **LU, TU**

Height: **84"**

Depth: **9"** (LU only), 16" (TU only)

Standard Finish: **WHT**

Suffix Key


LU	- L Uprite (for wall sections)
TU	- T Uprite (for island sections)
WHT	- White

Flex Rx Storage System Stretchers

- Placed at top and bottom of each section to join Uprites
- Snap in design

Product Options and Numbers

Example Part #: **FRXST 16 WHT**



Flex Rx Stretcher: **FRXST**

Width: **16"**, 32", 36", 48"

Standard Finish: **WHT**

Suffix Key	
WHT	- White

Flex Rx Storage System Wall Mount Clip

- Attaches Wall Units to building wall
- Hooks onto Stretcher
- Two required per section
- Fasteners not included



Product Options and Numbers

Part #: **FRX WMC GLV**

Flex Rx System: **FRX**

Wall Mount Clip: **WMC**

Standard Finish: **GLV**

Suffix Key	
GLV	- Galvanized